


I, Gayle Jackson, Returning Officer for the City of Orillia certify
the following as Official Results of the City of Orillia 2010
Municipal Election held on October 25, 2010.

Date:10/29/10
Time:09:18:04
Page:1 of 3



Registered Voters 21973 - Cards Cast 11201 50.98% Num. Report Precinct 11 - Num. Reporting 11 100.00%

MAYOR		Total
Number of Precincts		11
Precincts Reporting		11 100.0 %
Times Counted		11201/21973 51.0 %
Total Votes		11155
Ralph CIPOLLA		1913 17.15%
Tim LAUER		3844 34.46%
Angelo ORSI		5398 48.39%


COUNCILLOR WARD 1		Total
Number of Precincts		8
Precincts Reporting		8 100.0 %
Times Counted		2905/5969 48.7 %
Total Votes		5057
Paul CAIN		452 8.94%
Joe FECHT		760 15.03%
Wayne A. GARDY		898 17.76%
Donald W. JENKINS		1008 19.93%
Patrick F. KEHOE		1332 26.34%
Leon WELCH		607 12.00%

COUNCILLOR WARD 2		Total
Number of Precincts		8
Precincts Reporting		8 100.0 %
Times Counted		2330/5047 46.2 %
Total Votes		4020
Pete BOWEN		696 17.31%
Phillip CRAWFORD		129 3.21%
John FALCON		503 12.51%
Gordon LAUNCHBURY		557 13.86%
Andrew MARTIN		586 14.58%
Maurice McMILLAN		573 14.25%
Linda MURRAY		976 24.28%

COUNCILLOR WARD 3		Total
Number of Precincts		8
Precincts Reporting		8 100.0 %
Times Counted		3172/6171 51.4 %
Total Votes		5177
Michael FOGARTY		2258 43.62%
Brian R. MAWDSLEY		736 14.22%
Paul SPEARS		1239 23.93%
Robert J. WELSH		944 18.23%

I, Gayle Jackson, Returning Officer for the City of Orillia certify the following as Official Results of the City of Orillia 2010 Municipal Election held on October 25, 2010.

Date:10/29/10
Time:09:18:04
Page:2 of 3



Registered Voters 21973 - Cards Cast 11201 50.98% Num. Report Precinct 11 - Num. Reporting 11 100.00%

COUNCILLOR WARD 4		Total
Number of Precincts		8
Precincts Reporting		8 100.0 %
Times Counted		2794/4786 58.4 %
Total Votes		4938
Kelly J. CLUNE		797 16.14%
Andrew HILL		922 18.67%
Glenda KRUSKA		622 12.60%
Tony MADDEN		1217 24.65%
Colin McKIM		887 17.96%
Jeffrey M. OLIMER		149 3.02%
Pat REID		259 5.25%
Janifer TISSINGTON		85 1.72%


ENGLISH CATHOLIC		ES
		Total
Number of Precincts		11
Precincts Reporting		11 100.0 %
Times Counted		1648/2861 57.6 %
Total Votes		1522
Lydia REEKIE		709 46.58%
Francis B. SMITH		813 53.42%

FRENCH PUBLIC		FP
		Total
Number of Precincts		11
Precincts Reporting		11 100.0 %
Times Counted		16/43 37.2 %
Total Votes		14
Guy M. BELCOURT		6 42.86%
Eric R. LAPOINTE		8 57.14%

ENGLISH PUBLIC		EP
		Total
Number of Precincts		11
Precincts Reporting		11 100.0 %
Times Counted		9426/18753 50.3 %
Total Votes		8366
Debra EDWARDS		5075 60.66%
Roy MENAGH		3291 39.34%

I, Gayle Jackson, Returning Officer for the City of Orillia certify
the following as Official Results of the City of Orillia 2010
Municipal Election held on October 25, 2010.

Date:10/29/10
Time:09:18:04
Page:3 of 3



Registered Voters 21973 - Cards Cast 11201 50.98%

Num. Report Precinct 11 - Num. Reporting 11 100.00%

FRENCH CATHOLIC		FS	Total
Number of Precincts			11
Precincts Reporting			11 100.0 %
Times Counted			60/126 47.6 %
Total Votes			47
Luc GAGNON			23 48.94%
Cindy A. LABAS			11 23.40%
Adrien A. LAMOUREUX			13 27.66%